

Embracing Sustainable Consumption for a Happy Life

A Tracking Study on Consumer Behaviour

17 June 2021



消費者委員會
CONSUMER COUNCIL



This project is funded by
the Sustainable Development Fund
是項計劃由可持續發展基金資助

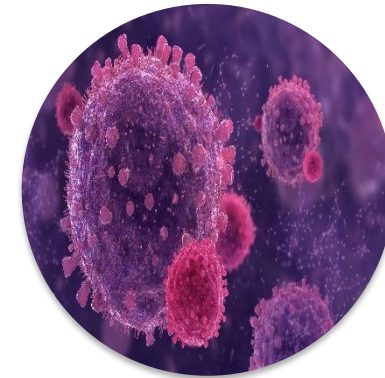


The Pressing Sustainable Consumption (SC) Issue

It is predicted that, if we do nothing to diminish our impact on climate change...*

As soon as in the 2030s...

- Ice caps and crucial ice sheet would continue to melt and swell sea levels by 20cm
- 60% of coral reefs would be highly endangered
- Dwindling crop yields would push 100 million more people into extreme poverty
- Climate change-related illnesses would kill an extra 250,000 people each year



* World Economic Forum. (2020) Here's what to expect over the coming decades



Definition of Sustainable Consumption

The use of goods and services that respond to **basic needs** and bring a better **quality of life**, while minimising the **use of natural resources, toxic materials** and emissions of **waste and pollutants** over the **life cycle**, so as not to jeopardise the needs of **future generations**.

(Oslo Symposium on Sustainable Consumption in 1994)

Sustainable Development means "development that meets the needs of the present without compromising the ability of future generations to meet their own needs."

("Our Common Future", 1987, the World Commission on Environment and Development)



Hong Kong: High Consumption and High Waste City

Per capita		
Energy Consumption	38.7GJ in 2018	↓ Decreased vs. 2009
Carbon Emission	5.4 tonnes CO ₂ -e in 2018	
Waste Production	1.5kg/day in 2019	↑ Increased vs. 2010
Fresh Water Consumption	133m ³ in 2019	Big user among international peers*
Seafood Consumption	71 kg in 2017	Rank 2nd in Asia**

Source: * Civic Exchange; ** Our World in Data



Vision of Consumer Council

To be the trusted voice in striving for consumer betterment
towards safe and **sustainable consumption**
in a fair and just market

3 Pronged Approach

- (1) Public Education
- (2) Information Dissemination
- (3) Tracking of Consumer Behaviour



Conduct of In-depth Consumer Behaviour Study on SC



2015

Sustainable Consumption for A Better Future – A Study on Consumer Behaviour and Business Reporting (Baseline study)

2020

Embracing Sustainability Consumption for a Happy Life – A Tracking Study on Consumer Behaviour



What are the changes after 5 years?

Are consumers more supportive for SC?



Examples of Key Initiatives

Government

- “Food Wise Eateries” Scheme
- “Plastic-Free Takeaway, Use Reusable Tableware” Campaign
- Recycling Stations
- Producer Responsibility Schemes
- Reverse Vending Machines
- Mandatory Energy Efficiency Labelling Scheme
- Feed-in tariff
- Recycling Fund

Business

- “Drink without waste” Initiative
- Plastic reduction initiatives by fast food chains
- Clothing recycling service
- Smart Energy Programme/Smart Power Services

NGOs

- Sustainable Seafood Procurement Policy Scorecard
- Trial on Plastic Bottle Deposit Refund Scheme
- Beverage Carton Recycling programmes
- Food sharing scheme
- Plastic-free purchases of beverages



Sustainable Consumption Index (SCI) and Sub-index Score of Hong Kong - 2020 Survey

Consumers' Awareness and Attitude

77
74



Product Information



75

How are consumers concerned about product information with respect to sustainability

72

Energy Conservation



80

How do consumers consider energy conservation at home is beneficial and easy to achieve

75

Waste Separation



77

How do consumers consider waste separation at home is beneficial and easy to achieve

73

● Score of 2020 ○ Score of 2015

Purchasing Behaviour



76

To what extent do consumers practise sustainable consumption when they purchase

69

Conservation Behaviour



77

To what extent do consumers practise conservation and waste reduction behaviour

75

Recycling Behaviour



63

How often and how well do consumers practise recycling

63

Willingness to Pay and Motivation



60

How much extra will consumers pay for sustainable products/services; and accord priority to companies which are environmentally friendly

Willingness to Pay 48

74 Motivation

Support



77

Willingness of consumers to commit more to support SC and related motives

73

Consumers' Behaviour and Readiness

71

69 Consumers' Behaviour

65 Consumers' Readiness

General increase

- Awareness
- Attitude
- Behaviour
- Readiness



Needs improvement

- Recycle behaviour



THE 2020 STUDY



Study Objectives

- (1) Collect information on consumers' knowledge, attitude, and behaviour towards SC;
- (2) Review whether consumers' attitude and behaviour have changed since the Council's baseline survey; and
- (3) Formulate recommendations on government policies, business practices and consumer education directions with a view to promote SC at consumer and business level.



Methodology

Telephone Survey

- **1,005 respondents** aged 15 - 64
- June to August 2020

Face-to-face Survey*

- **512 respondents** aged 15 – 64
- June to July 2020

Focus Groups

- **30 individuals** in 4 groups
 - Full-time students aged 15 – 24
 - Working adults aged 25 – 44
 - Working adults aged 45 – 64
 - Non-working adults aged 25 – 64
- September 2020

Statistical Analysis

- Two survey datasets are weighted separately according to the 2016 Population By-Census data and then merged for statistical analysis


Sustainable Consumption Index (SCI)

- SCI is generated from 8 evaluated aspects, which are categorised into **two indexes** :
 - Consumer Awareness & Attitude
 - Consumer Behaviour & Readiness

Overseas Practices

- Desk research on **13 jurisdictions** (Australia, Canada, Denmark, France, Germany, Japan, Luxembourg, Singapore, South Korea, Sweden, Switzerland, Taiwan, The UK) which have good performance and track records in sustainability

* Only telephone survey was conducted in the baseline survey. In 2020, on-street face-to-face survey was conducted concurrently with telephone survey, with a view to pave the way for transition of methodologies to facilitate future tracking studies while ensuring the continuity and comparability of the SCI. For both surveys, quota were applied on gender, age, working status, monthly personal income, monthly household income, education attainment and living district.





Remarks for Figures:

(%) Statistics of current survey

(%) Statistics of baseline survey

(-) New question added to 2020 survey, thus no statistical comparison to the baseline survey is available

* Statistically significant difference is observed between 2 surveys (at 95% confidence level)

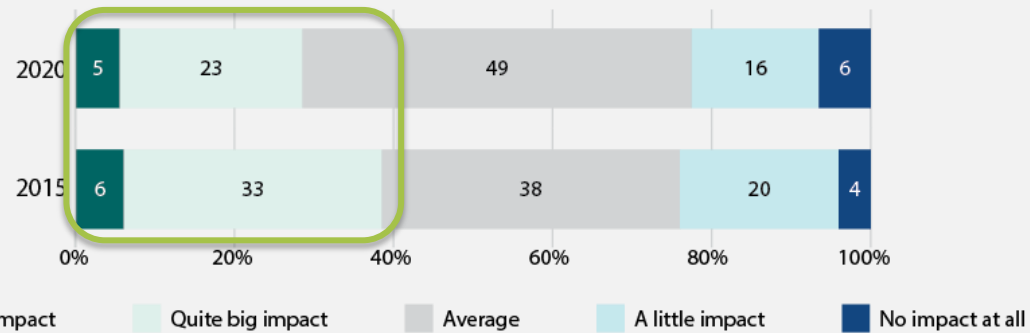
Response percentages may not add up to 100% due to rounding



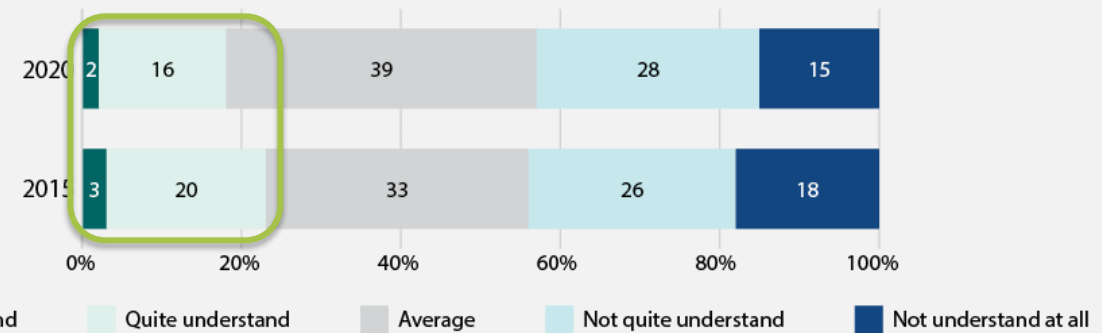
Understanding of SC and Perceived Impacts

Drop in perceived impact on the environment and understanding towards SC concept

Impact of your consumption behaviour on the environment



Perceived understanding of SC



- Very big or quite big impact: drop from 39%* to 28%
- Fully or quite understood: drop from 23%* to 18%

Both statistics have decreased as compared with the baseline survey

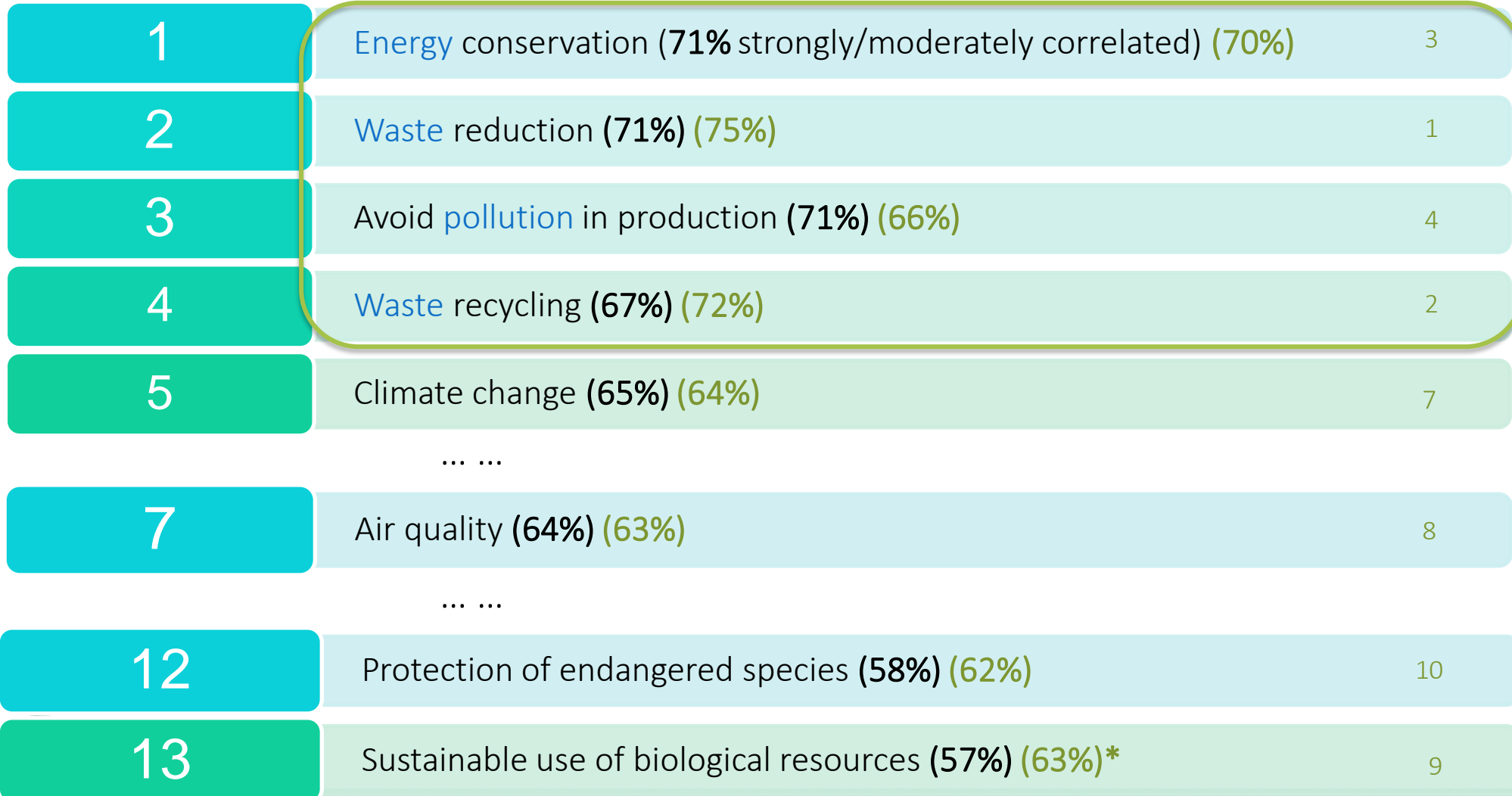
- Divergent views on an individual's impact on the environment
- Lack of familiarity with the literal term of "SC"

Seldom read or heard of the term "SC" in daily life



Key Concern

Consumers associated SC more to environmental issues closely related to their daily life



Top 4 aspects remain as most related to SC ranked by respondents


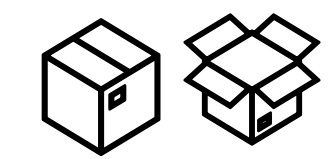
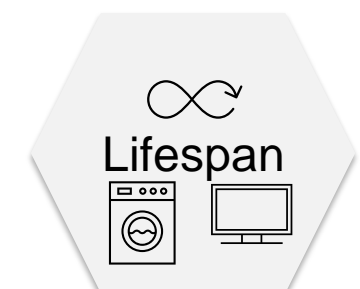
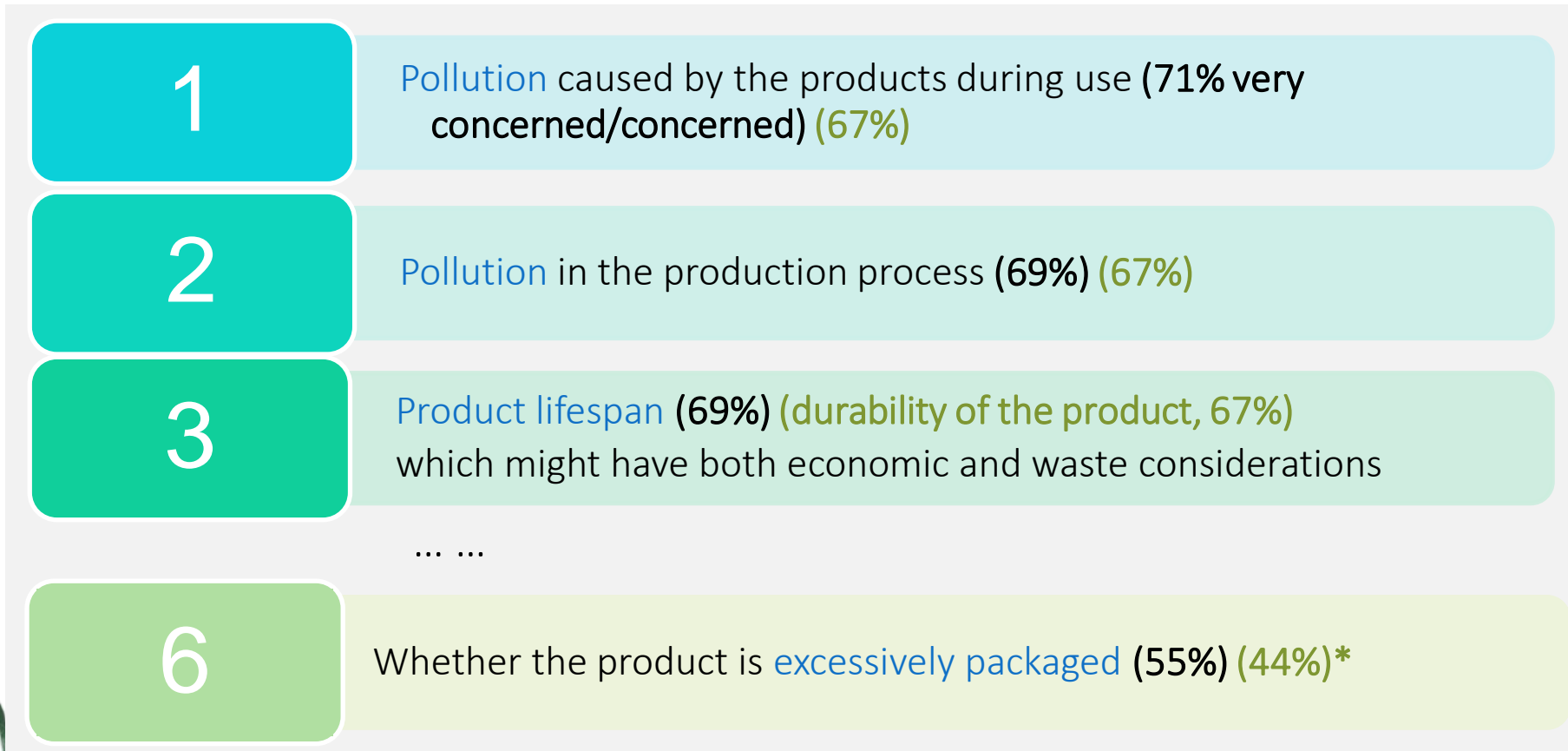


Fewer consumers related SC with sustainable use of biological resources



Key Concern (cont'd)

The ranking of consumer concern about product information highly matches with baseline survey



Awareness

Relatively higher level of awareness of Environmental Label than Feed-in Tariff

89% Aware of Environmental Label



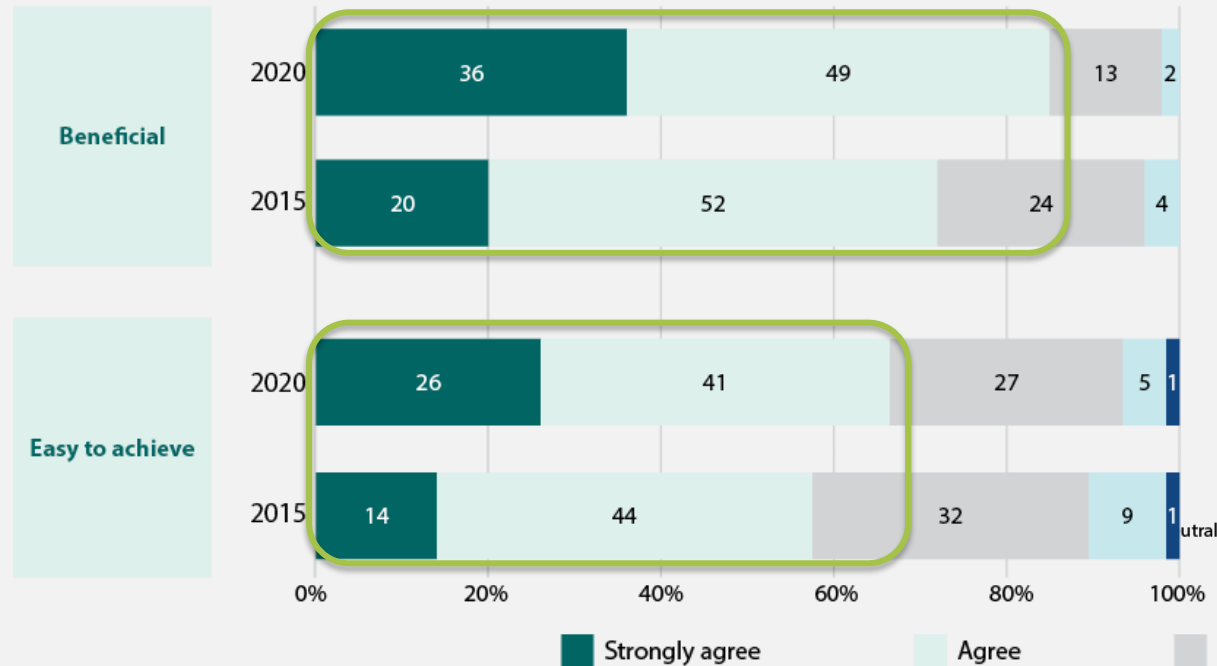
20% Aware of Feed-in Tariff Scheme



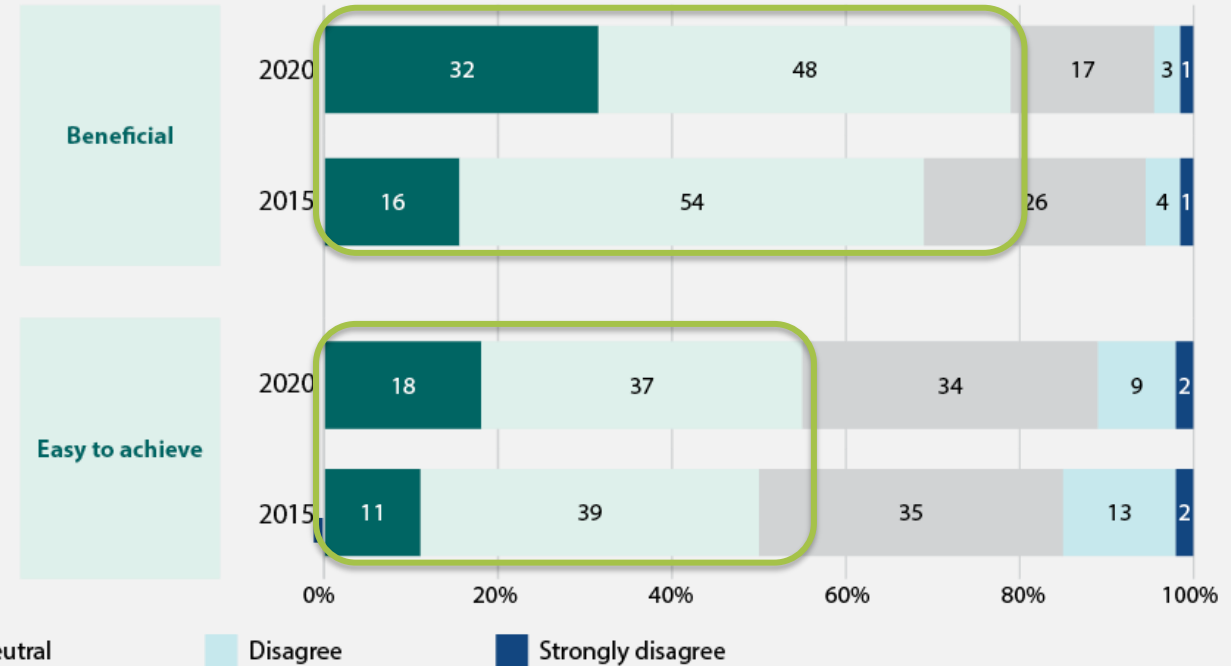
Attitude: Energy Conservation, Waste Separation

Recognised benefits but not equally agreed about “easy to achieve”

Attitude towards energy conservation



Attitudes towards waste separation



- Vast majority of respondents strongly agreed or agreed **energy conservation: 85% (72%)***; or **waste separation: 80% (70%)*** are **beneficial** to the environment.
- Agreement drops sharply when it comes to whether it is **easy to achieve (energy conservation: 67% (58%)*; waste separation: 55% (50%)***), though such percentages have improved as compared with the baseline survey.

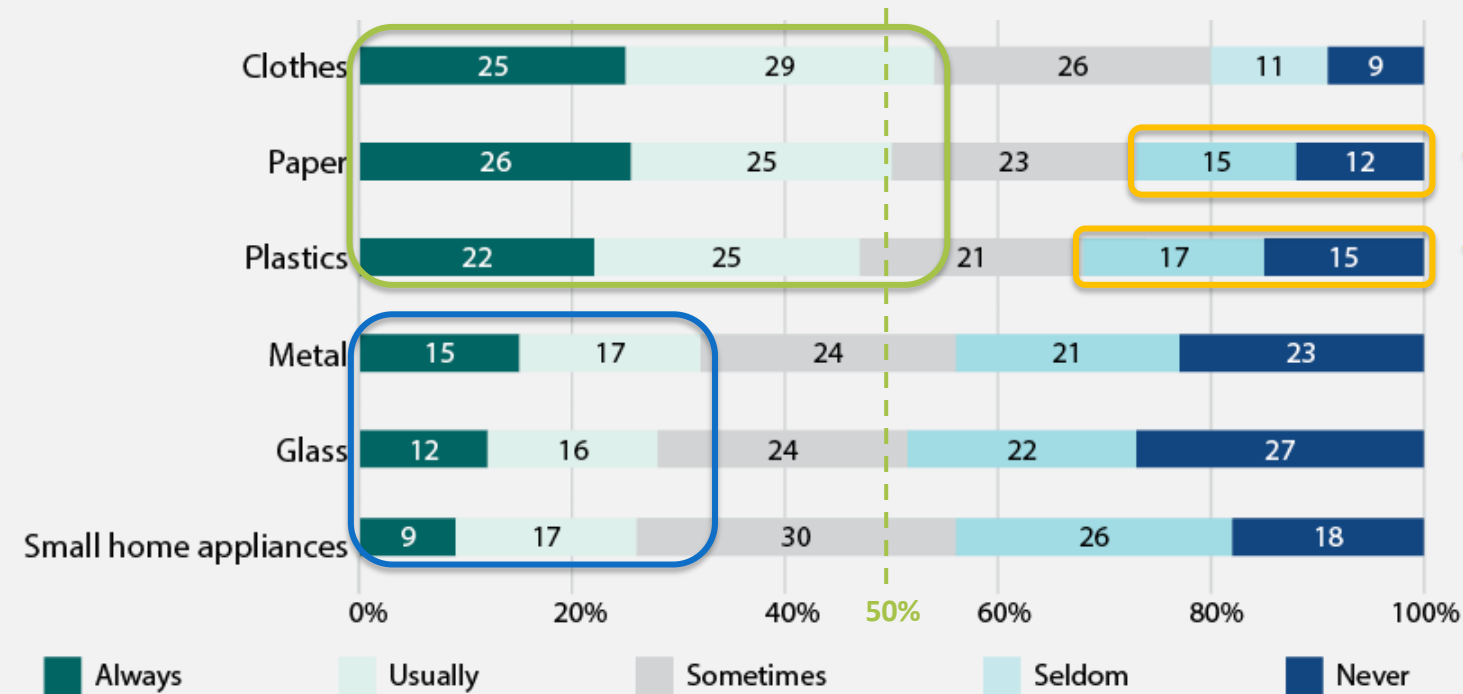
Not easy to achieve because...
 Facilities not enough/far away (61%)(-)
 Lazy/troublesome (59%)(-)

Homemakers or retired:
 do not know how to
 recycle/separate waste

Behaviour

Consumers' action in recycling remains reluctant

How often do you put the following items into recycling bins or return them to recycling companies?



- Around half of respondents **always or usually** recycled **clothes** (54%) (-), **paper** (51%) (54%), or **plastics** (47%) (48%)

- Around 3-in-10 **always or usually** recycled **metal** (32%) (34%), **glass** (28%) (28%) or **small home appliances** (26%) (-)

- Increased respondents who **seldom or never** recycled **paper** (27%) (22%)* or **plastics** (32%) (27%)*

I heard that recyclables in three-coloured waste separation bins were dumped together with other refuse



Behaviour (cont'd)

More likely to take up:

- Buy appliances with **Grade 1 Energy Label** (88% strongly agree/agree) **(78%)***
- Give priority to purchase products with **Environmental Label** (80%) **(-)**
- Buy claimed **water-efficient** products (76%) **(69%)***
- Avoid **excessively order** (80%) **(-)**
- Avoid buying **single-use products** (70%) **(56%)***
- **Repair** broken domestic appliance (73%) **(64%)***



Behaviour (cont'd)

Low Take-up:


- Try to eat **more vegetable** and less meat (60% strongly agree/agree) (-)
- Pay attention to return policies when shopping online to **avoid discarding unsuitable products** (58%) (-)
- **Borrow** seldomly used items from friends, relatives or neighbours (48%) (53%)
- Consider to buy simple, environmental friendly packaging or **packaging-free products** first (48%) (-)
- Consider to buy **local produce** (40%) (-)
- Consider to buy **organic food** first (35%) (-)



Readiness

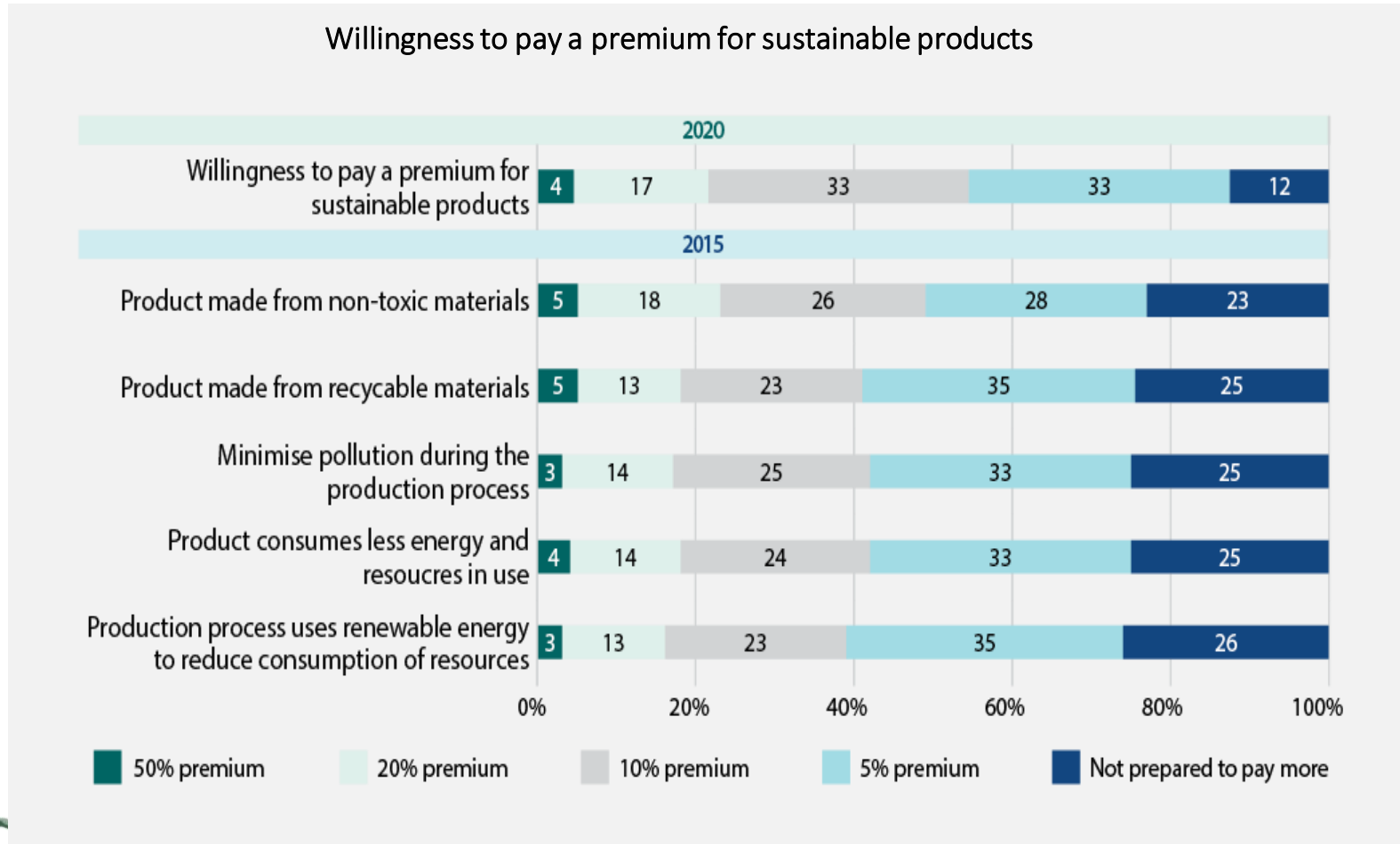
Perceived not enough choice

- 54% (58%) of respondents usually purchased sustainable products
- Over one-third (36%) (-) perceived the availability of sustainable products were not enough or not enough at all



Readiness (cont'd)

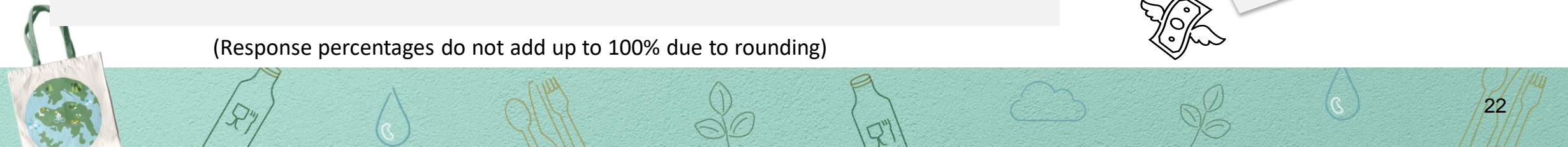
Improvement in willingness to pay extra \$\$



(Response percentages do not add up to 100% due to rounding)

- Vast majority of respondents (87%) was willing to **pay a premium** for sustainable products (baseline survey: 74% - 77%)
- 66% willing to pay **extra 5% or 10%** (baseline survey: 54% - 58%)

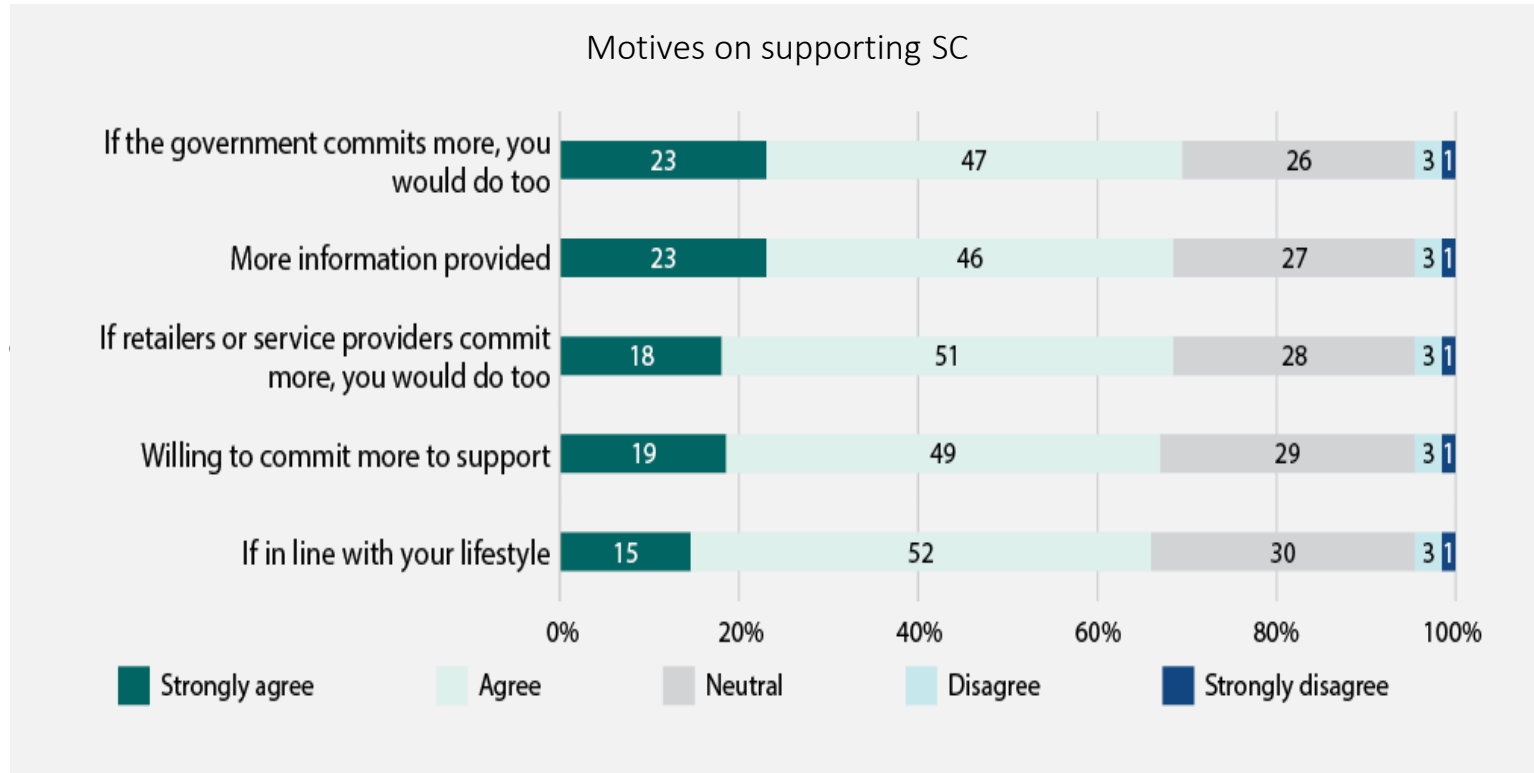
It depends on price. If it is a few dollars more expensive, I will choose organic food. If I have to pay \$20 to \$30 more for organic food, I may not choose it.



Support

Improvement in consumer support is observed

- 58% of respondents would give priority to those companies which are environmentally friendly (60%)



Over two-thirds (68%) (63%)* of respondents were willing to commit more if

- (1) stronger government's commitment (70%) (63%)*
- (2) more information provision (69%) (63%)*
- (3) retailers/ service providers commit more (69%) (60%)*



Sustainable Consumption Index (SCI) and Sub-index Score of Hong Kong - 2020 Survey

Consumers' Awareness and Attitude

77
74



Product Information



75

How are consumers concerned about product information with respect to sustainability

72

Energy Conservation



80

How do consumers consider energy conservation at home is beneficial and easy to achieve

75

Waste Separation



77

How do consumers consider waste separation at home is beneficial and easy to achieve

73

● Score of 2020 ○ Score of 2015

Purchasing Behaviour



76

To what extent do consumers practise sustainable consumption when they purchase

69

Conservation Behaviour



77

To what extent do consumers practise conservation and waste reduction behaviour

75

Recycling Behaviour



63

How often and how well do consumers practise recycling

63

Willingness to Pay and Motivation



60

How much extra will consumers pay for sustainable products/services; and accord priority to companies which are environmentally friendly

Willingness to Pay 48

74 Motivation

Support



77

Willingness of consumers to commit more to support SC and related motives

73

Consumers' Behaviour and Readiness


71

69 Consumers' Behaviour

65 Consumers' Readiness

General increase

- Awareness
- Attitude
- Behaviour
- Readiness

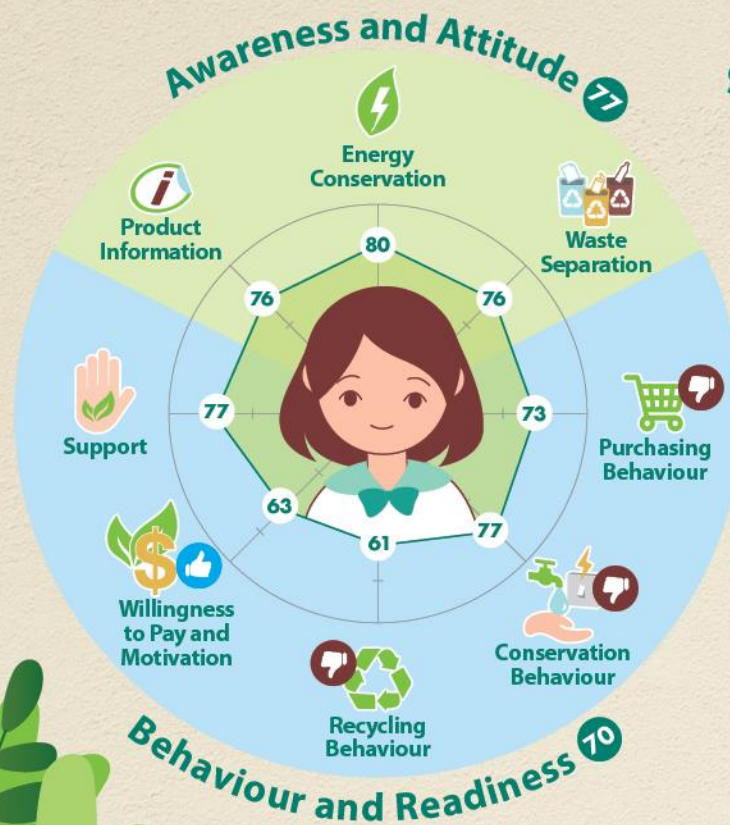


Needs improvement

- Recycle behaviour



Characteristics of Consumer Segments



SC Idea Followers Students (Aged 15-24)

- Willing to pay extra for sustainable products
- Reluctant in using less air conditioners
- Less in recycling plastics, metal and small home appliances
- Less in buying local produce



SC Action Takers Homemakers (Aged 25-54)

- Borrow seldomly used items
- Buy local produce
- Use washing machine only when there are enough clothes
- Recycle plastics, metal and glass
- Reluctant in paying extra for sustainable products

Strong Poor



Characteristics of Consumer Segments (cont'd)

SC Aspiring Supporters

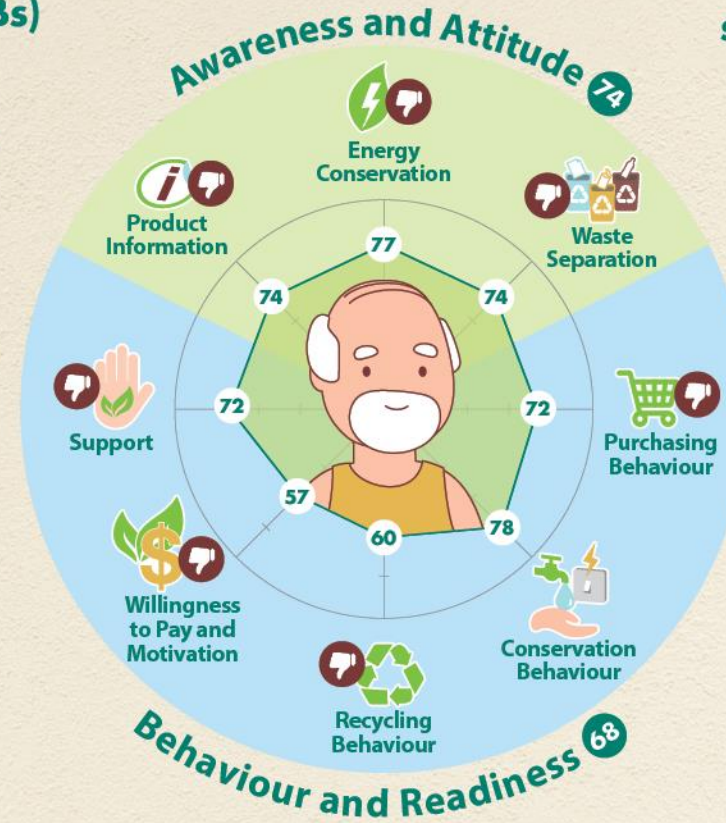
Professionals, Managers, Executives
and Businessmen (PMEBs)
(Aged 25-54)



- Show the highest support towards SC
- Concern about pollution caused by the use of a product
- Find energy conservation beneficial
- Find waste separation easy to achieve
- Willing to pay extra for sustainable products
- Buy more organic foods
- Buy appliance with Grade 1 Energy Label, "Environmental Label" and water-efficient products
- Avoid buying single-use products

SC Slow Adopters

Grass-root non-working
soon-to-be-olds (Aged 55-64)



- Show the least support towards SC
- Less concern on pollution caused by the use of a product
- Less concern on cruelty to animals in research and testing process
- Fewer in finding energy conservation beneficial
- Fewer in finding waste separation easy to achieve
- Less in buying simple packaged or packaging-free products
- Less in borrowing seldomly used products
- Reluctant in recycling plastics
- Reluctant in paying extra for sustainable products

 Strong  Poor





* Thirteen jurisdictions were selected for in-depth desk research. They were selected based on various factors, including: (i) reference from Government's strategics/actions plan; (ii) jurisdictions which had a good track record and momentum of sustainable development (as reference from the Environmental Performance Index); and (iii) neighbouring Asian jurisdictions.



Practices in Selected Jurisdictions

Product Information

- **Australia:** Guidelines on “Green marketing and the Australian Consumer Law” sets out principles for businesses to consider when practising green marketing, such as claims must be accurate, able to substantiated and specific
- **France:** **Anti-Waste Law for a Circular Economy** lays down policy on labelling to facilitate sustainable choice: prohibit “biodegradable” claim; make sorting more efficient through a single logo; apply a reparability index; require information provision on availability of spare parts
- **Singapore:** **Logo for Products with Reduced Packaging** enables consumers to identify products that have reduced the amount of packaging materials
- **South Korea:** **Environmental Technology and Industry Support Act** provides a legal basis to punish false eco-labels; a set of guidelines illustrates with cases the types of unfair labelling and advertising



Practices in Selected Jurisdictions (cont'd)

Waste Reduction and Recycle


- Denmark, Germany and Luxembourg: Deposit and refund systems for beverage containers
- South Korea and Switzerland: Charges are imposed on waste disposal
- Denmark and Japan: Mobile apps are used to help rescue surplus food
- EU: Ban single-use plastics
- UK: Supermarkets are taking initiatives in reducing plastic waste
- Switzerland: Interactive map of recycling points facilitates consumers to locate recyclables drop off point
- France: Prohibits large supermarkets from throwing away good quality food approaching the “best before” date
- Singapore: Mandatory packaging reporting requires regulated businesses to submit annual reports on the types and amounts of packaging they put on the market
- Taiwan: Waste Disposal Act obligates households to separate waste; the 4-in-1 Recycling Programme established Recycling Fund which subsidises the recycling disposal system; trial programme to award consumers who return recyclable containers for food delivery
- Canada (Vancouver): Several types of single-use items, such as plastic straws and disposable cups, are banned or restrictions will be imposed



Practices in Selected Jurisdictions (cont'd)

Product Repairability and Durability

- **France:** Legislations which restrict the practice of planned obsolescence; and extend the duration of the legal guarantee for a product
- **Sweden:** Tax deduction for repairing services (i.e. clothes, shoes, bicycle and appliances)
- **EU:** Ensure “right to repair”



Practices in Selected Jurisdictions (cont'd)

Sustainable Lifestyle

- **South Korea: Green Credit Card** awards users eco-money points when they
 - purchase low-carbon and eco-friendly products;
 - use public transport; and
 - save utility rates including electricity, water, and gas.

The eco-money points can be redeemed for cash or use for various purposes

- **Taiwan: Green Point App** awards users green points when they
 - purchase green products;
 - take public transport; and
 - participate in eco-friendly activities.

The green point can be redeemed for green products, used for discounts when purchasing green products and green services



RECOMMENDATIONS



A Tripartite Relationship between Consumers, Businesses and the Government



Consumers

Strengthen drivers for behavioural change:
Facilitate consumption choice and recycling management




Businesses

Adopt sustainability principle in product life cycle and value chain



Government

Establish policies and legislations to nurture consumers' behavioural change and ensure businesses' sustainable production and responsibility



Drivers for Behavioural Change of Consumers

Recommendation 1: Nurture SC Understanding and Culture through Public Education and Creation of Support Platform

- Launch consumer awareness and education **campaigns**
- Foster SC **education at schools**
- Develop a **single and easily accessible information platform**

Recommendation 2: Strengthen Availability and Choice of Products and Services with Relevant Incentives

- Modify **GREEN\$** Electronic Participation Incentive Scheme to attract consumers' participation

Recommendation 3: Rebuild Recycling Habit by Convenient, Stringent and Transparent Waste Management System

- Expand **recyclable collection network**
- Set and carry out more **stringent requirement and monitoring on contractors of collection services**
- **Record and report quantity of the recyclables** collected and recycled



Role and Responsibility of Businesses

Recommendation 4: Adopt Sustainable Principles Along the Value Chain, from Production to End-of-life Disposal

- Adopt the concept of circular economy, optimal use of resources and waste reduction

Recommendation 5: Provide Accurate Information about the Sustainability of Products and Services

- Provide **reliable, useful, appropriate and substantiated** information, e.g. environmental labels certified/accredited by credible and authoritative third party
- Strengthen **transparency** of the value chain

Recommendation 6: Set Measurable Sustainability Targets and Roadmaps

- Set sustainability strategy and targets
- Conduct **trainings, disseminate, monitor and report**



Role and Responsibility of the Government

Recommendation 7: Promote Research in Advancing SC Related Pattern

- Invest in **studies, investigations and innovations** (resources usage; waste generation; sustainability of existing products and services; innovative technology)

Recommendation 8: Establish Long-term and Holistic Policy to Foster Recycling and Sustainable Industry

- Establish mechanism to **foster recycling**
- **Improve quality** of recycled materials and **create market**
- Provide **funding or incentives** to enterprises which adopt sustainable production policies or provide sustainable products/services

Recommendation 9: Introduce Legislation and Enforcement Measures to Achieve Specific SC Goals

- Combat **green washing** and **misleading labelling**
- Regulate **single-use plastics**
- Make **repair of goods** easier and cheaper



Government's Waste Blueprint for Hong Kong 2035

- Environment Bureau
- Launched in February 2021
- Visions: waste reduction, resources circulation, zero landfill
- Sets out action plans on six areas (waste reduction, waste separation, resources circulation, industry support, innovation and cooperation, and education and publicity)



Driving Sustainability: Responsible Modelling and Effective Communication

24th June 2021 (09:00 - 12:30)

Venue: Henry Cheng International
Conference Centre Cheng Yu Tung Building,
The Chinese University of Hong Kong

JOIN US AND DISCOVER

- The latest trend on consumers' awareness and behaviour towards sustainable consumption
- Keys to effective communication on Sustainability with Academics
- Insights from experts in different industries on trends and best practices for sustainability communication.



DRIVING SUSTAINABILITY: RESPONSIBLE MODELLING AND EFFECTIVE COMMUNICATION

Date: 24 June 2021

Time: 09:00 – 12:30

Venue: Henry Cheng International Conference Centre, CUHK Campus

Sessions:

- Sustainable Consumption
- Sustainability Communication

Co-organiser: Centre for Business Sustainability, CUHK

Event webpage:

<https://cbs.bschool.cuhk.edu.hk/event/sustainability-conference-bis-recognition-ceremony-2021/>

Organizer:



Funding Organization:



Media Partner:



Supporting Organization:



EMBRACING SUSTAINABLE CONSUMPTION FOR A HAPPY LIFE

THANK YOU

